

## GO CORNWALL BUS APP

- From this September students will not receive a physical Bus Pass but will use the Go Cornwall app to scan a QR code on your smart phone to board the bus.
- The Go Cornwall Bus app is available on Google Play or the Apple App store and you should receive a link to it with your unique ticket code on your student email.



### You've been sent a ticket!

To claim your ticket, please enter the following gift code in the mobile app:

**A369-ACD0-2EE6**

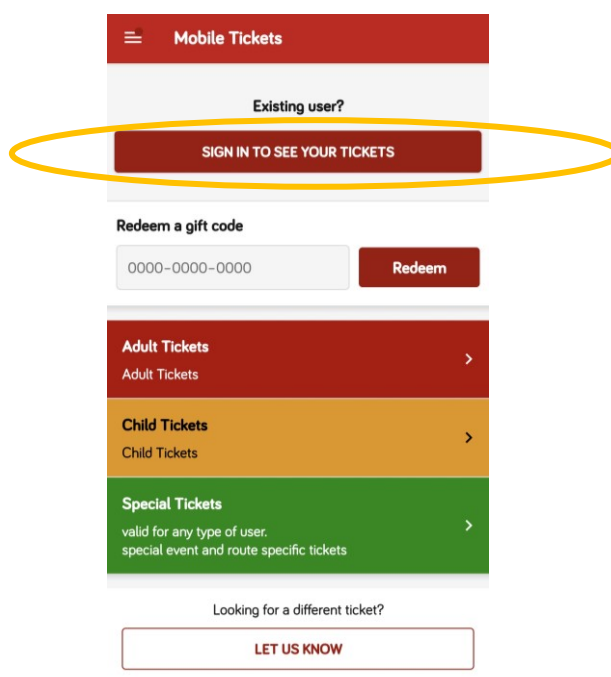
#### Step 1 - Download the app

If you don't have the app on your phone, install our app by clicking on a button below.

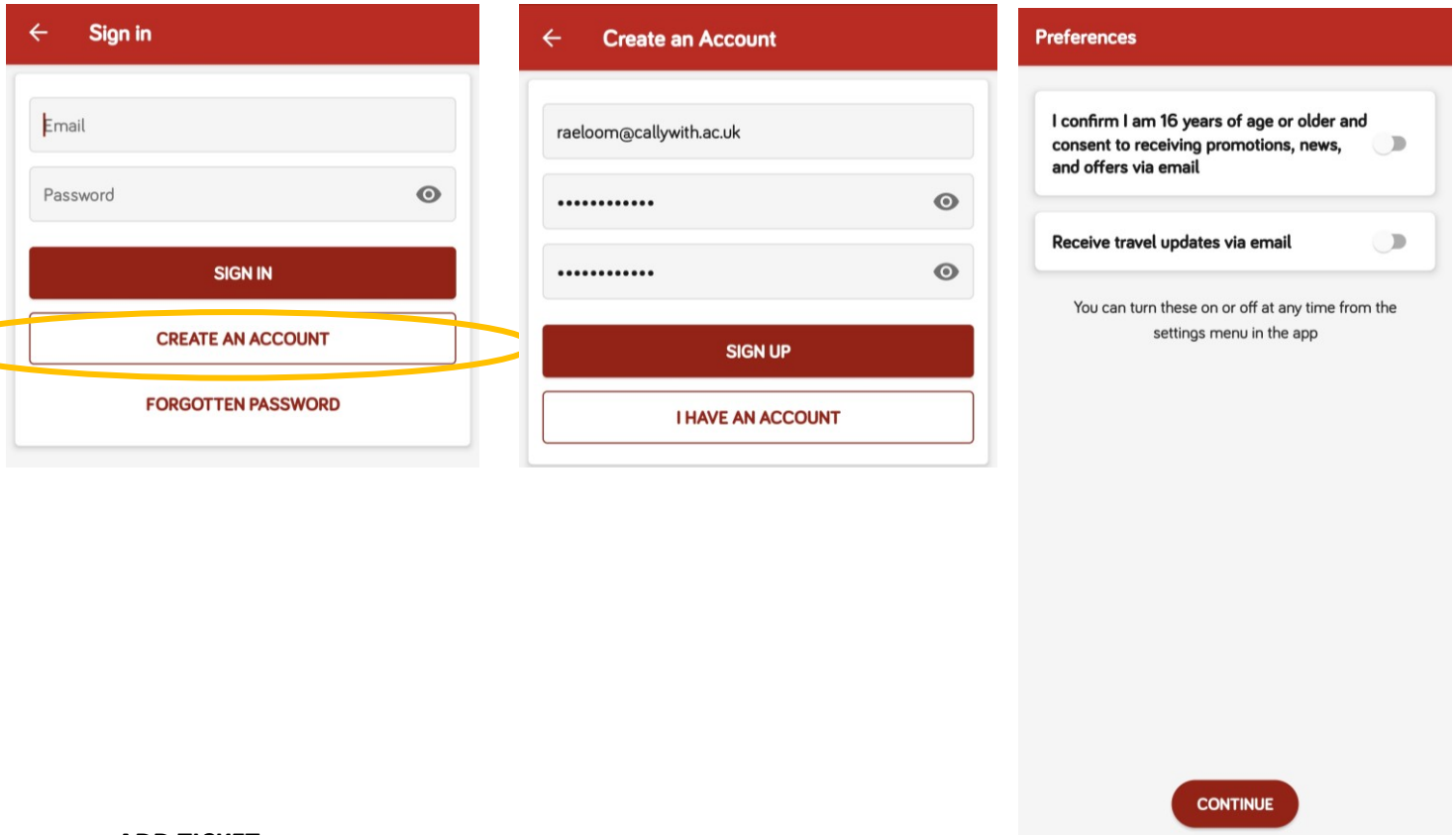


## CREATE AN ACCOUNT

Once you have downloaded the app to your phone you will be asked to create an account.

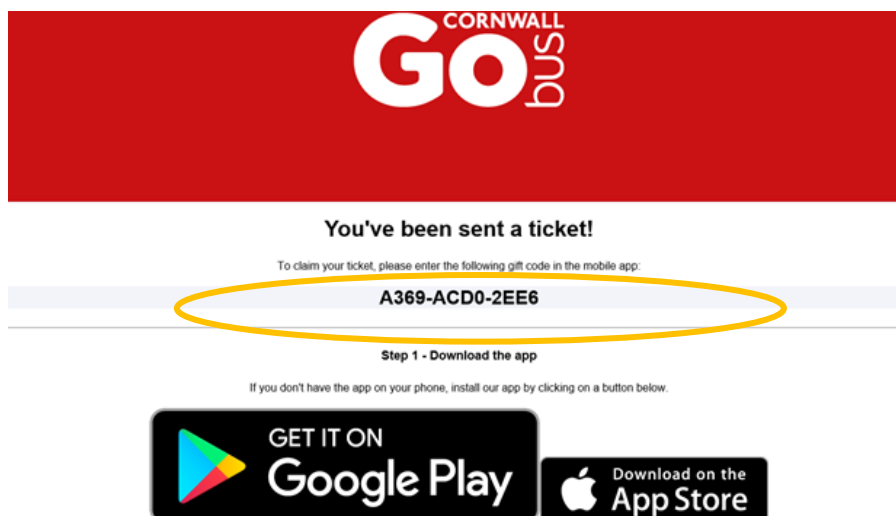


- Create an account using your COLLEGE EMAIL address – xx(initials)123456(student ID)@callywith.ac.uk
- Your ticket is linked to this email only so will not be accessible unless you log in using this email.

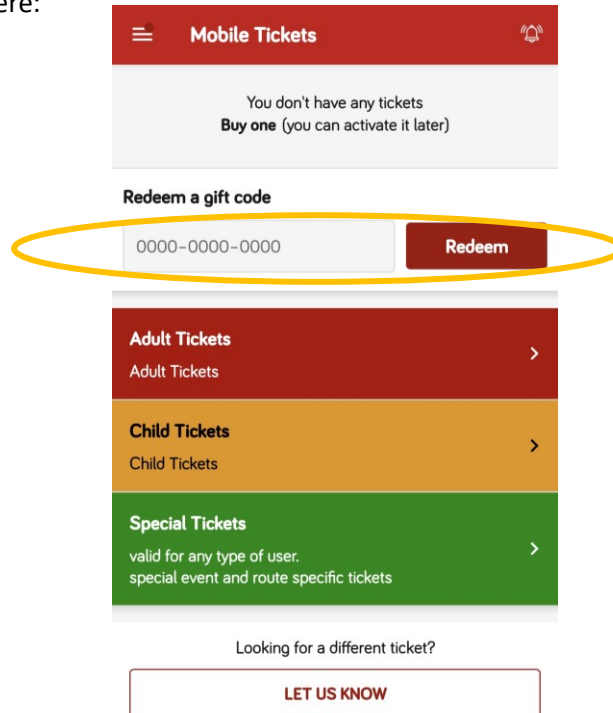


### ADD TICKET

- Once you have created your account you need to add your ticket.
- Your unique code appears on the email sent by Go Cornwall to your college email account.



Please enter this code here:



## YOUR TICKET

- Your ticket will appear on the “Your Tickets” page.
- Clicking on the arrow will bring up a daily code and QR Code which will need to be scanned when you board the bus.
- These codes change daily and the page cannot be screen-shotted as a security measure

