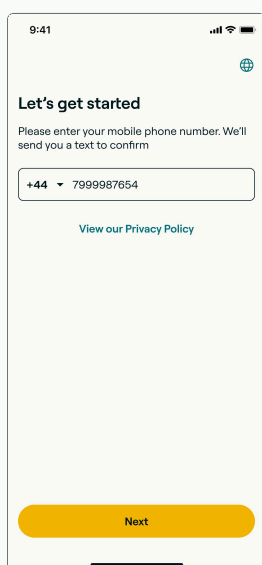


# RideTandem Rider App for Guardians

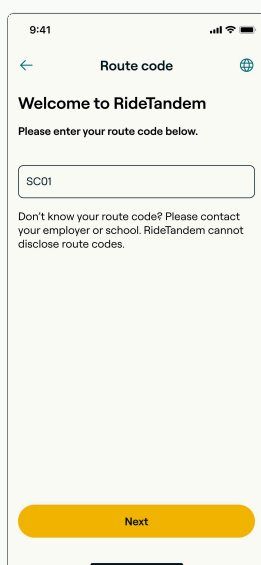
Callywith College has partnered with Stagecoach South West and RideTandem to provide student transport services and ticketing technology. Passes will be available for purchase from 6 June 2025 for 2025/2026. If a bursary has been approved, the discount will be applied automatically based on the passenger's Student ID number.

Please download the RideTandem Rider app from the [App Store](#) or [Google Play Store](#).

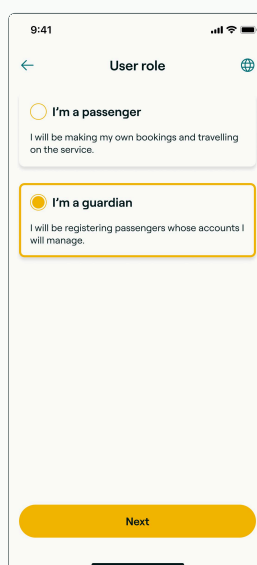
## Create an account



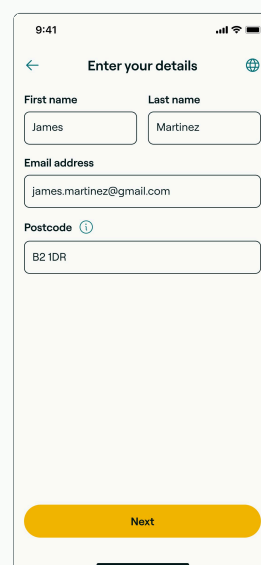
Add your mobile number, you'll receive a verification code



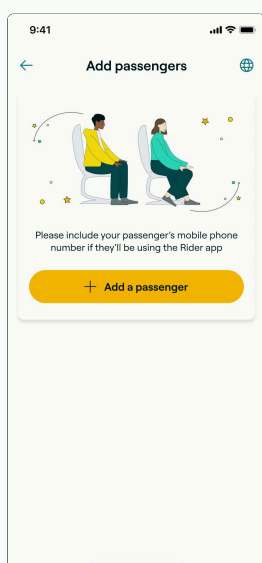
Add your student's selected route code from [this list](#)



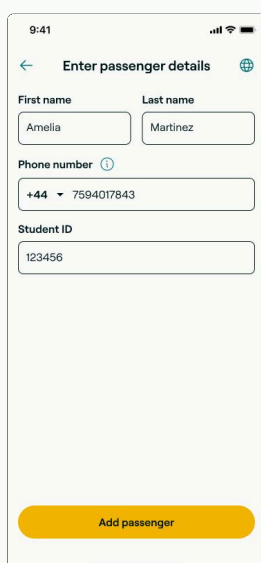
Select the guardian role



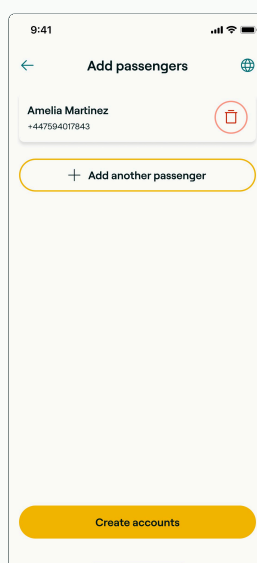
Enter your details



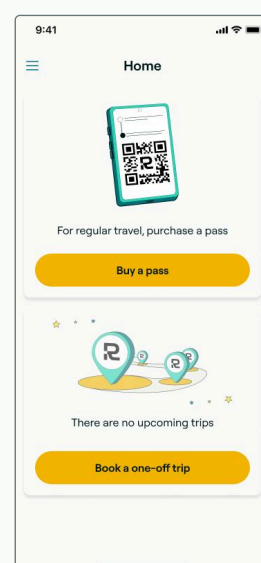
Tap Add a passenger



Enter your student's details



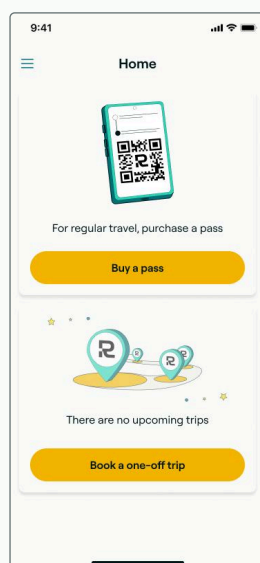
You may add more than one passenger



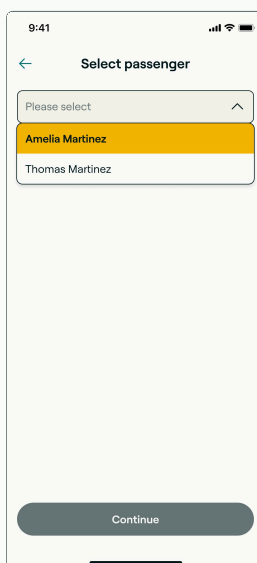
Once you've created your accounts, you'll see your Home screen

## Buy a pass

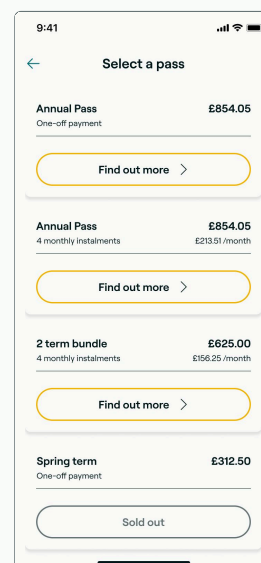
There are six pass types: 1) Annual, 2) Two Term bundle, 3) Autumn term, 4) Spring term, 5) Summer term, and 6) Bodmin Town, and three payment options per pass: 1) one-time, 2) max number of instalments, and 3) max -1 number of instalments.



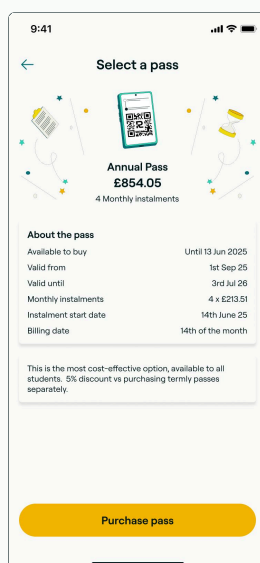
From the Home screen, tap  
Buy a pass



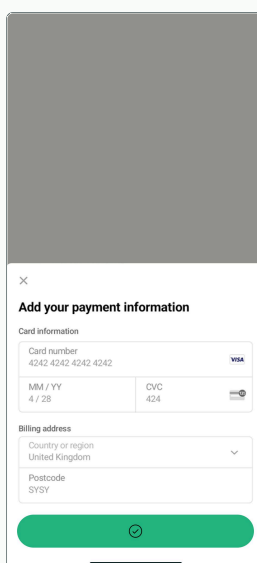
Select the passenger for  
whom you wish to buy a  
pass



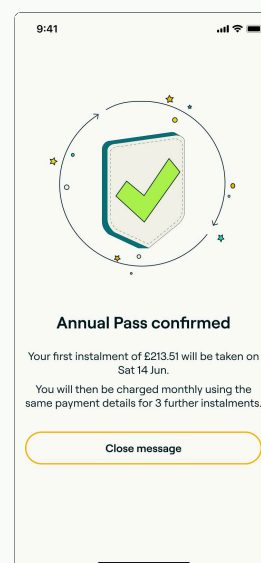
Scroll to find your preferred  
pass, then tap on Find out  
more



Review your selected pass  
details – to proceed, tap  
Purchase pass



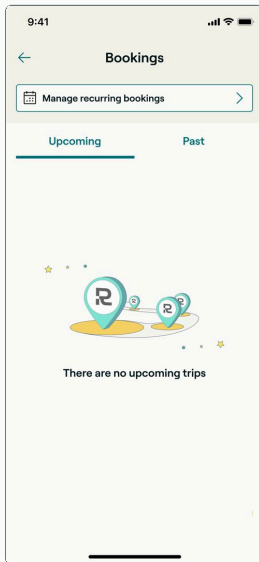
Securely add your payment  
details: all major debit and  
credit cards are accepted



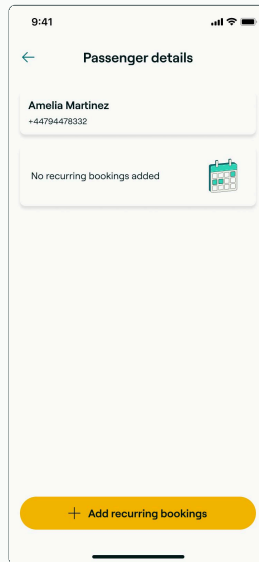
When successful, you will  
see a confirmation that your  
payment has been made/  
scheduled

## Add recurring bookings (from 16 June)

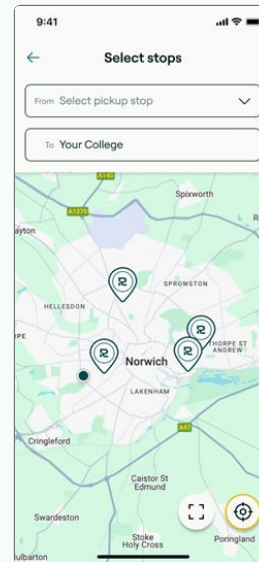
To use the pass, you'll need to make bookings. Adding recurring bookings allows you to select your regular pickup stop and return time once, and have bookings automatically generated throughout the duration of the pass.



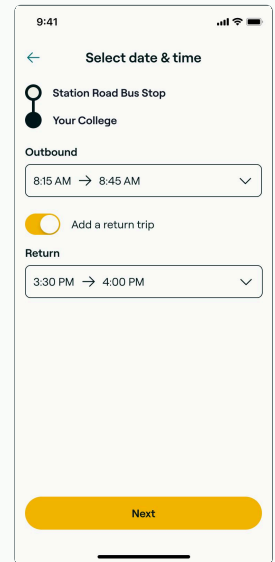
From the Menu, tap Bookings, then tap Manage recurring bookings



Select the passenger for whom you wish to make bookings, and tap Add recurring bookings



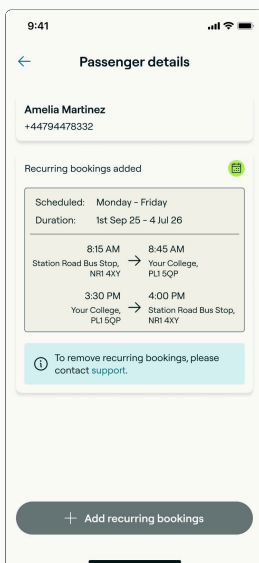
Select a pickup stop from the drop-down menu or map



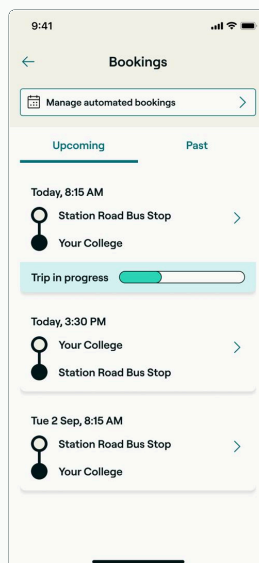
Select a return time

## View trips

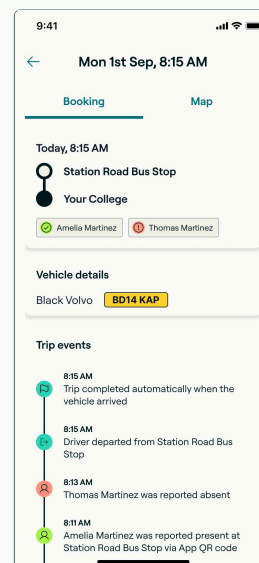
When your student passenger has active bookings, you can track their progress in real-time



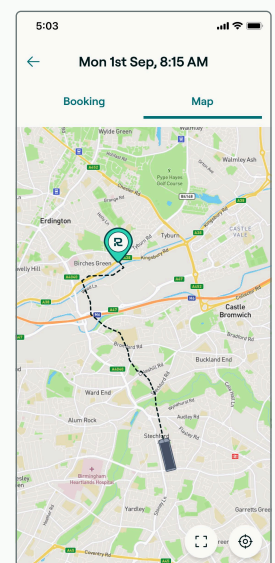
Recurring bookings will generate regularly



You can view upcoming and in progress trips



You can see trip events in real-time



You can track your passenger's vehicle progress