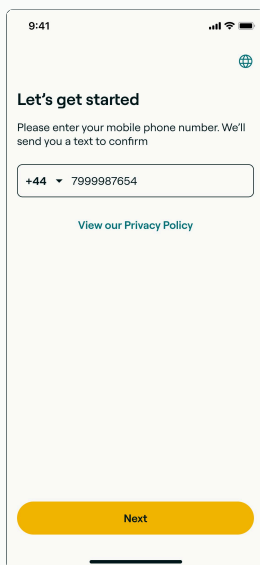


# RideTandem Rider App for Students (purchasing)

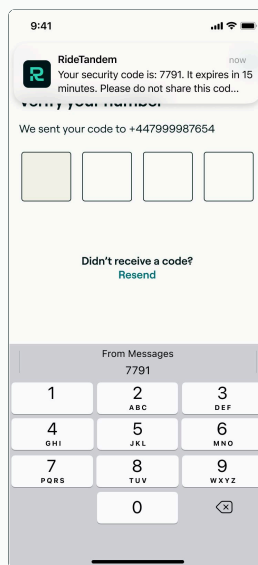
Callywith College has partnered with Stagecoach South West and RideTandem to provide student transport services and ticketing technology. Passes will be available for purchase from 6 June 2025 for 2025/2026. If a bursary has been approved, the discount will be applied automatically based on your Student ID number.

Please download the RideTandem Rider app from the [App Store](#) or [Google Play Store](#).

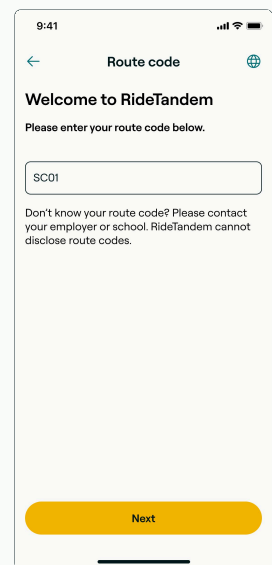
## Create an account



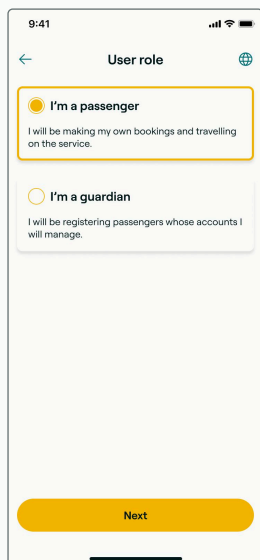
Add your mobile number, you'll receive a verification code



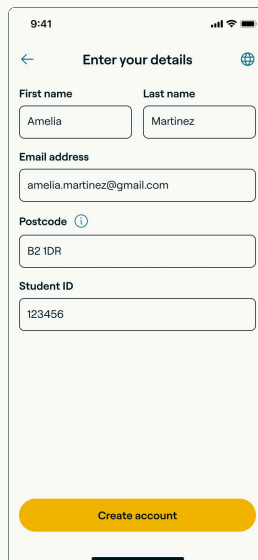
Tap in or paste the verification code



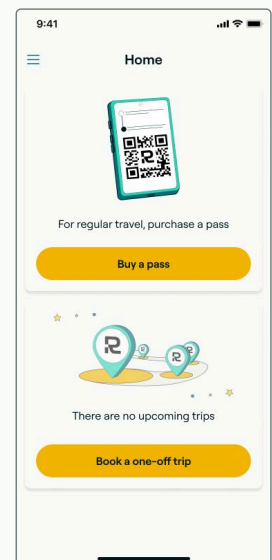
Add your selected route code from [this list](#)



Select the passenger role



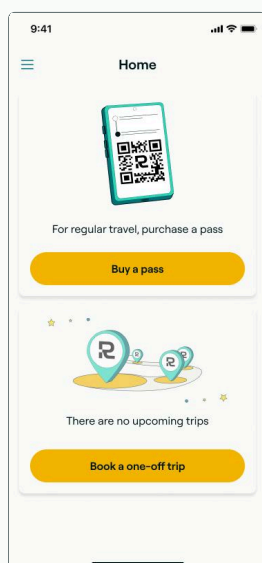
Enter your details, ensuring you enter your Student ID correctly



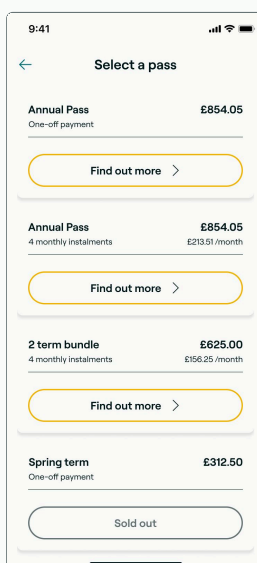
Once you've created your account, you'll see your Home screen

## Buy a pass

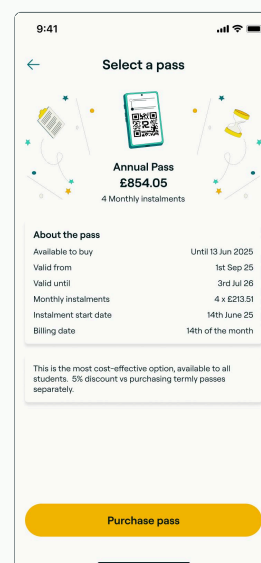
There are six pass types: 1) Annual, 2) Two Term bundle, 3) Autumn term, 4) Spring term, 5) Summer term, and 6) Bodmin Town, and three payment options per pass: 1) one-time, 2) max number of instalments, and 3) max -1 number of instalments.



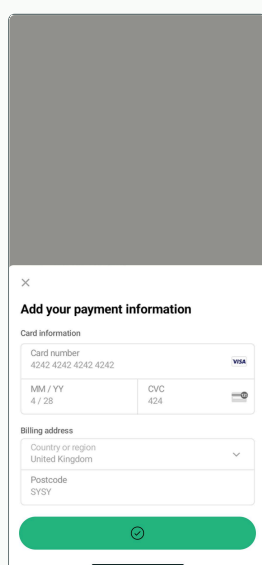
From the Home screen, tap  
Buy a pass



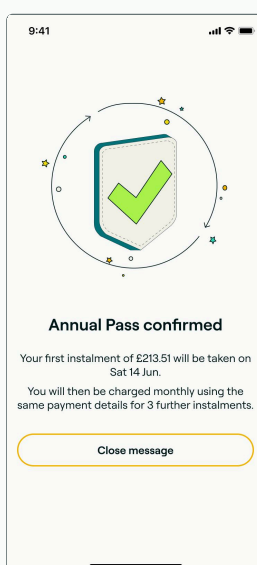
Scroll to find your preferred  
pass, then tap on Find out  
more



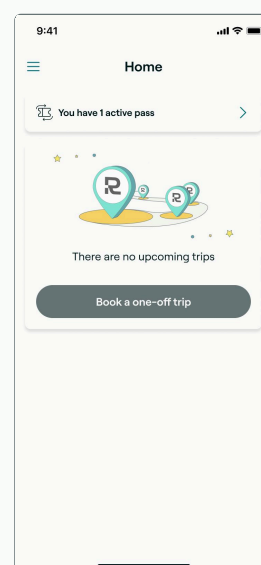
Review your selected pass  
details - to proceed, tap  
Purchase pass



Securely add your payment  
details: all major debit and  
credit cards are accepted



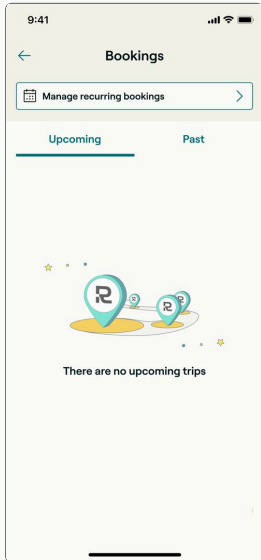
When successful, you will  
see a confirmation that your  
payment has been made/  
scheduled



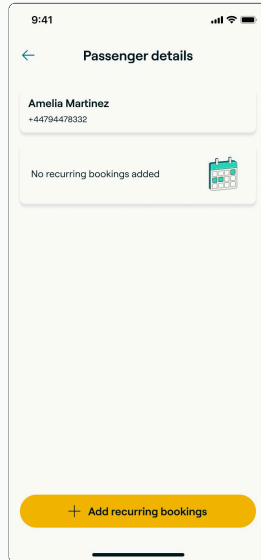
You'll be able to see and  
access your active pass  
from the Home screen

## Add recurring bookings

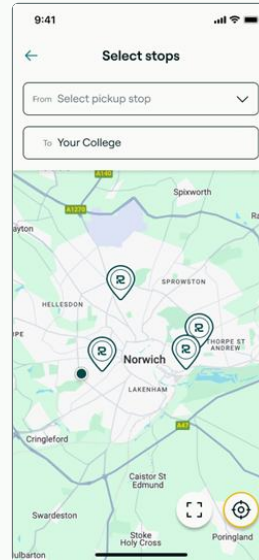
To use your pass, you'll need to make bookings. Adding recurring bookings allows you to select your regular pickup stop and return time once, and have bookings automatically generated throughout the duration of your pass.



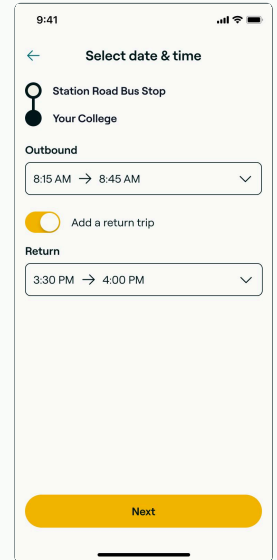
From the Menu, tap Bookings, then tap Manage recurring bookings



Tap Add recurring bookings

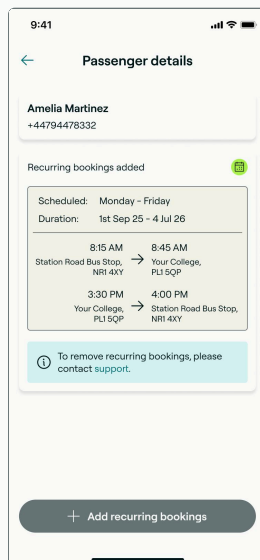


Select a pickup stop from the drop-down menu or map

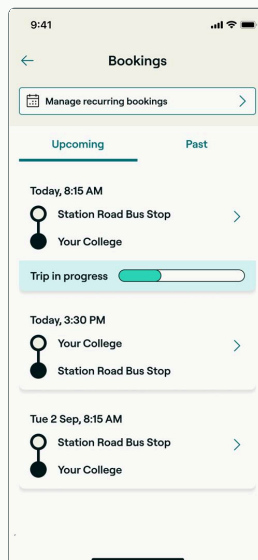


Select a return time

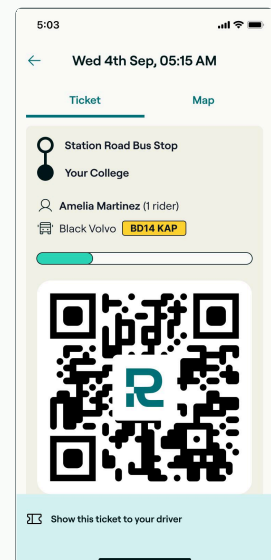
## Track your bookings and use your pass



Your recurring bookings will generate regularly



Tap your Upcoming booking...



... to access your QR code for the driver to scan on boarding